


SurveyMonkey Apply

Application Instructions for New Accounts

New Registrant



USA Swimming

The USA Swimming Foundation serves as the philanthropic arm of USA Swimming. Established in 2004, the Foundation works to strengthen the sport by saving lives and building champions *-in the pool and in life*. Whether equipping our children with the life-saving skill of learn-to-swim or providing financial support to USA Swimming teams, athletes, and coaches, including our heroes on the U.S. National Team, the USA Swimming Foundation aims to provide the wonderful experience of swimming to kids at all levels across the country.

Programs



Swim Lesson Provider Network Application

Accepting applications on Aug 7 2019 12:00 AM (MDT)
Swim lesson providers insured to provide swimming lessons and interested in participating in the swim lesson provider network, apply here. Note, this application is a pre-requisite to applying for the USA Swimming Foundation's Learn to Swim Grant.

[MORE >](#)

Learn to Swim Grant Application




Accepting applications from Oct 15 2020 05:00 AM (MDT) to Dec 15 2020 07:00 PM (MST)
USA Swimming Foundation Learn-to-Swim Grants for swim lesson providers. Interested applicants must have completed the Swim Lesson Provider Network Application, or last year's 2020 Learn-to-Swim Grant application in order to apply.

[MORE >](#)

Register an account

Register for an applicant account

Register with

OR

Register as an individual

Register as an organization

First name


Last name

Email

Password

Confirm password

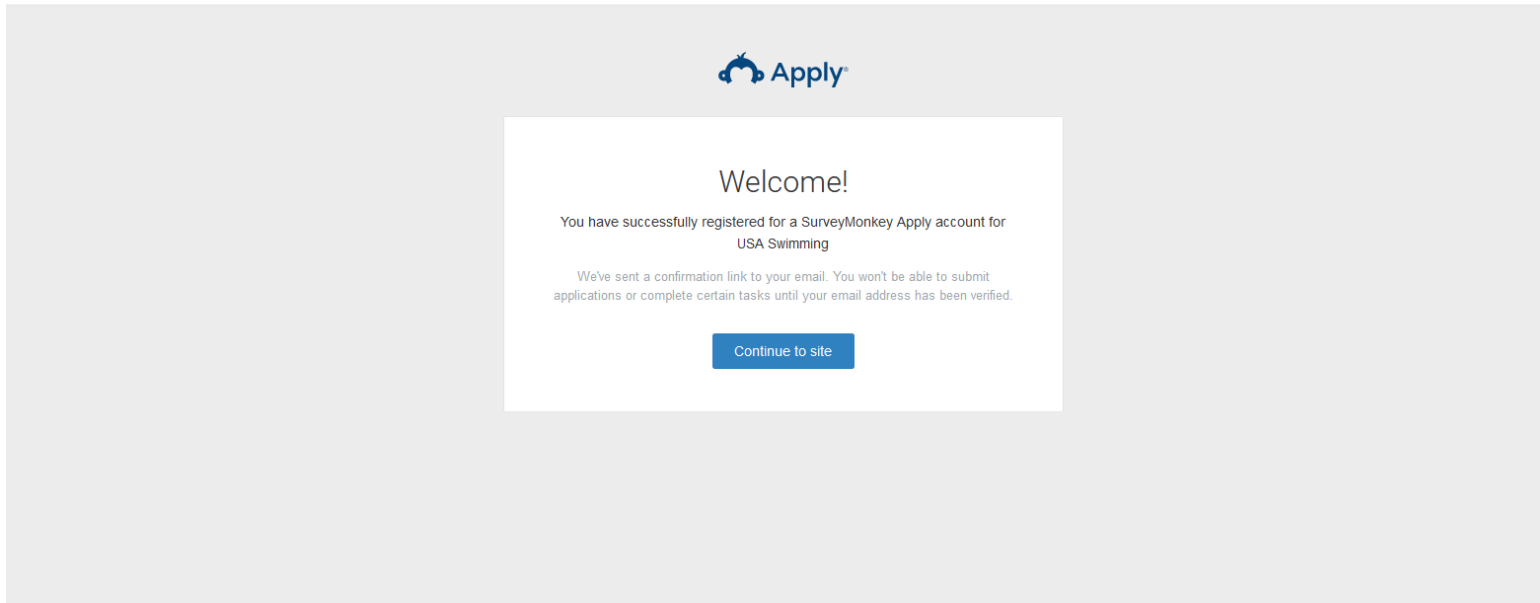
By registering for an account, you agree to our [terms of service](#) and [privacy policy](#).

I'm not a robot 

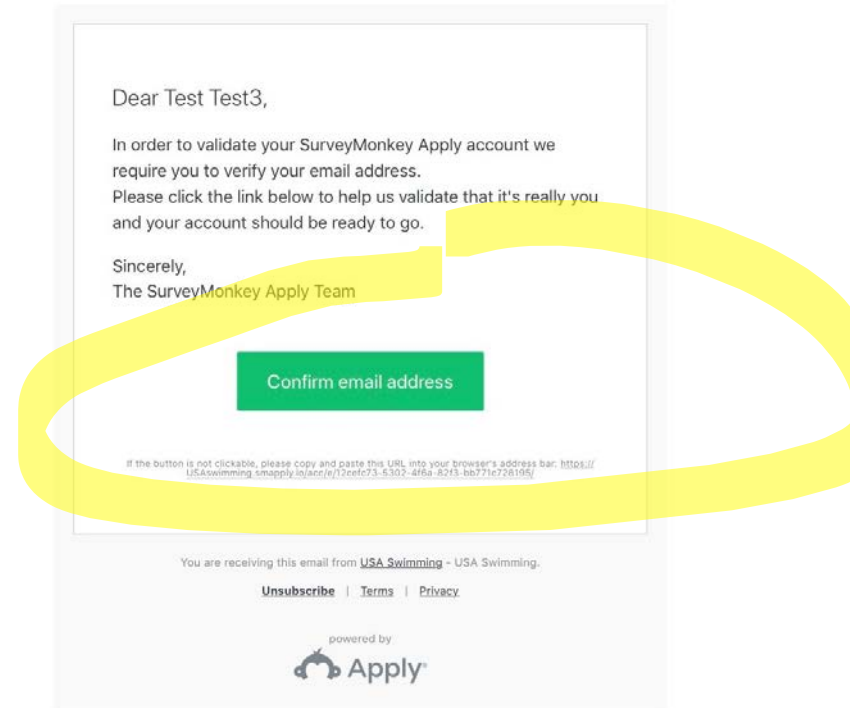
Email Verification Required

Check your inbox, an email will come from the following email address: noreply@mail.smapply.net

[Return to USA Swimming](#)



SurveyMonkey Apply Account Email Verification



Email Verification, cont.

The screenshot displays a web interface for USA Swimming. At the top left, the text 'USA Swimming' is visible. On the top right, there are navigation links: 'Programs', 'My Applications', and a user profile icon labeled 'Test Test3'. Below the navigation bar, a breadcrumb trail shows 'Test Test3'. The main content area features a white box with a yellow border containing an error message: 'Your email address has not been verified!' with a warning triangle icon. Below this message, it states: 'You will not be able to submit applications or complete certain tasks until you have verified your email address'. A blue button labeled 'Send verification link' is positioned to the right of the message. Below the error box, another white box contains the text 'No applications.' in bold blue font, followed by the instruction 'Please choose a program from our program listings page to get started'. A blue button labeled 'View programs' is located at the bottom of this second box. A thick yellow highlight is drawn around the error message box and the 'No applications' box.

USA Swimming

Programs My Applications Test Test3

Test Test3

⚠ Your email address has not been verified!
You will not be able to submit applications or complete certain tasks until you have verified your email address

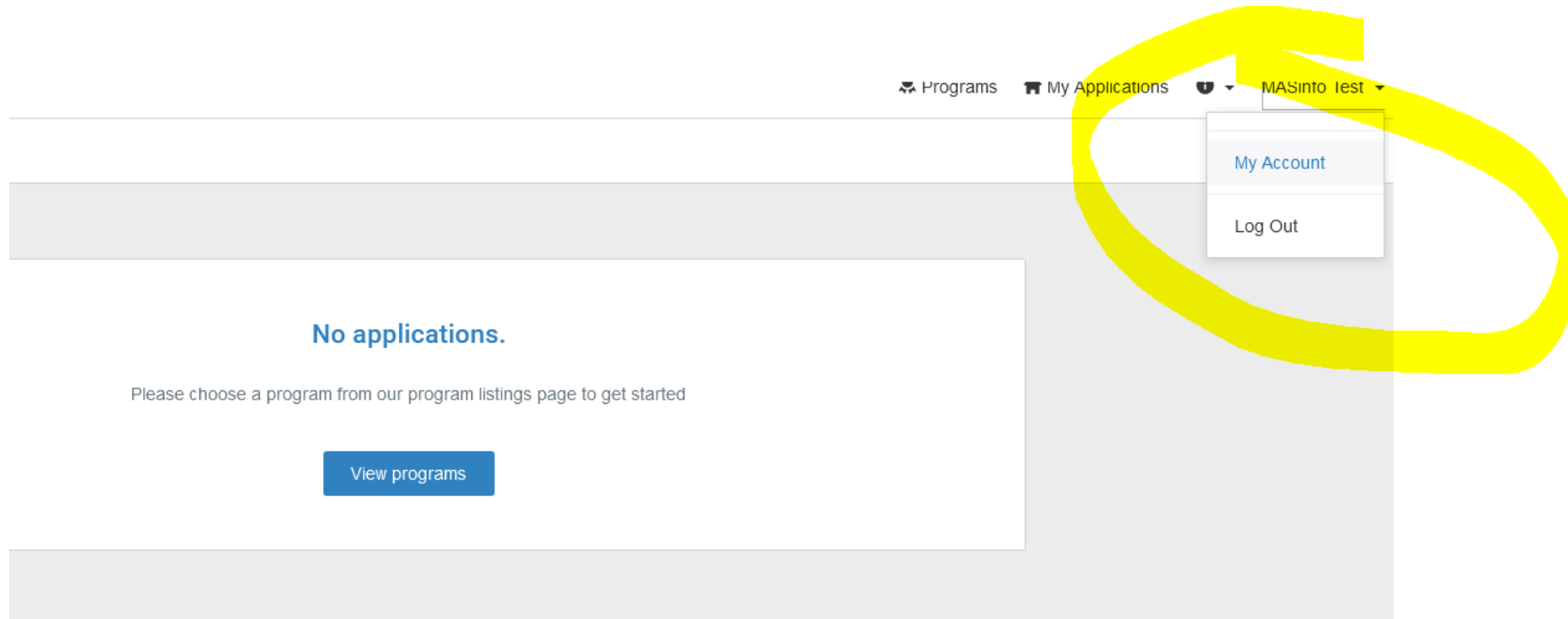
Send verification link

No applications.
Please choose a program from our program listings page to get started

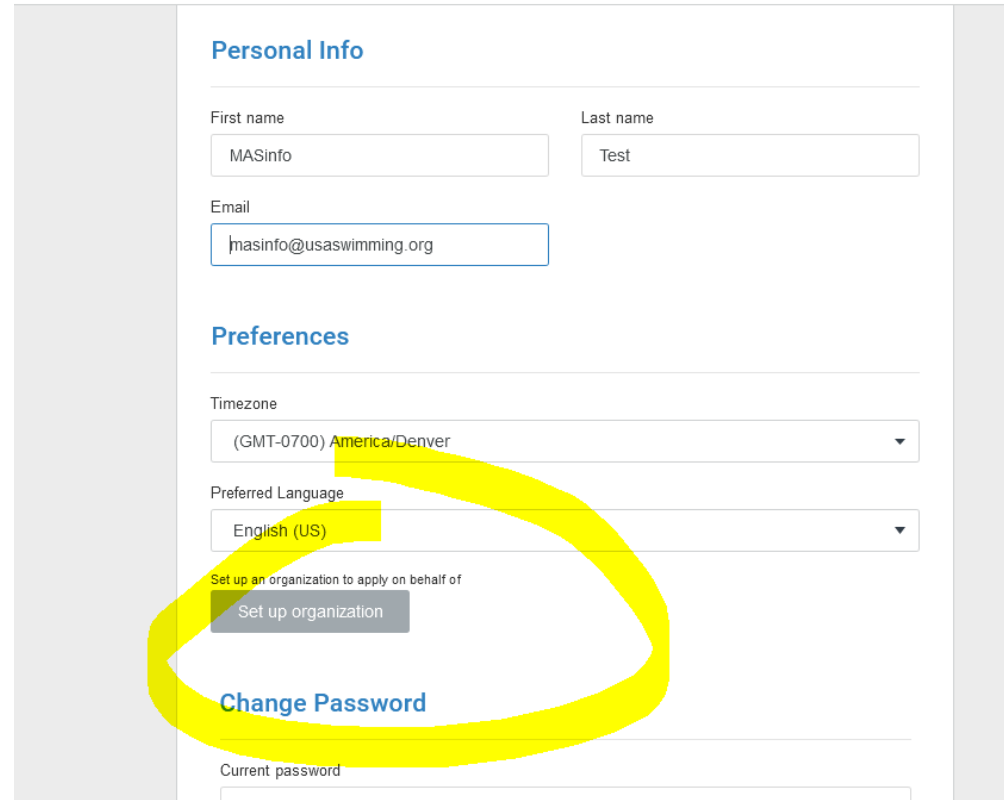
View programs

Set up Organization

In the top right corner where your name appears, click the arrow and select “My Account”



Scroll to the bottom and click “Set up Organization”



The screenshot shows a user profile page with the following sections:

- Personal Info**
 - First name: MASinfo
 - Last name: Test
 - Email: masinfo@usaswimming.org
- Preferences**
 - Timezone: (GMT-0700) America/Denver
 - Preferred Language: English (US)
- Set up an organization to apply on behalf of**
 - Set up organization button (highlighted with a yellow circle)
- Change Password**
 - Current password field

Complete the form and click “Continue”

USA Swimming

Test Test3

A valid Tax ID Number is required

To apply for programs on behalf of an organization, we need the following information about your organization.

Organization name

Address (optional)

City (optional)

Country (optional)

Select a country



Tax country

USA - EIN Number



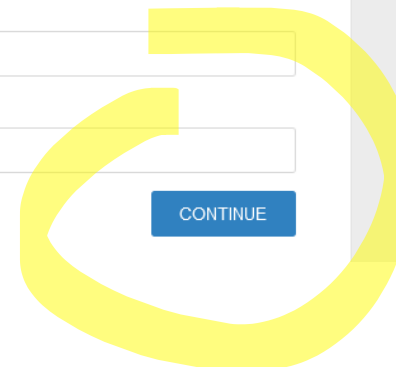
Tax number

Organization phone number (optional)

Organization email (optional)

Website (optional)

CONTINUE



Welcome Screen

[← Return to USA Swimming](#)



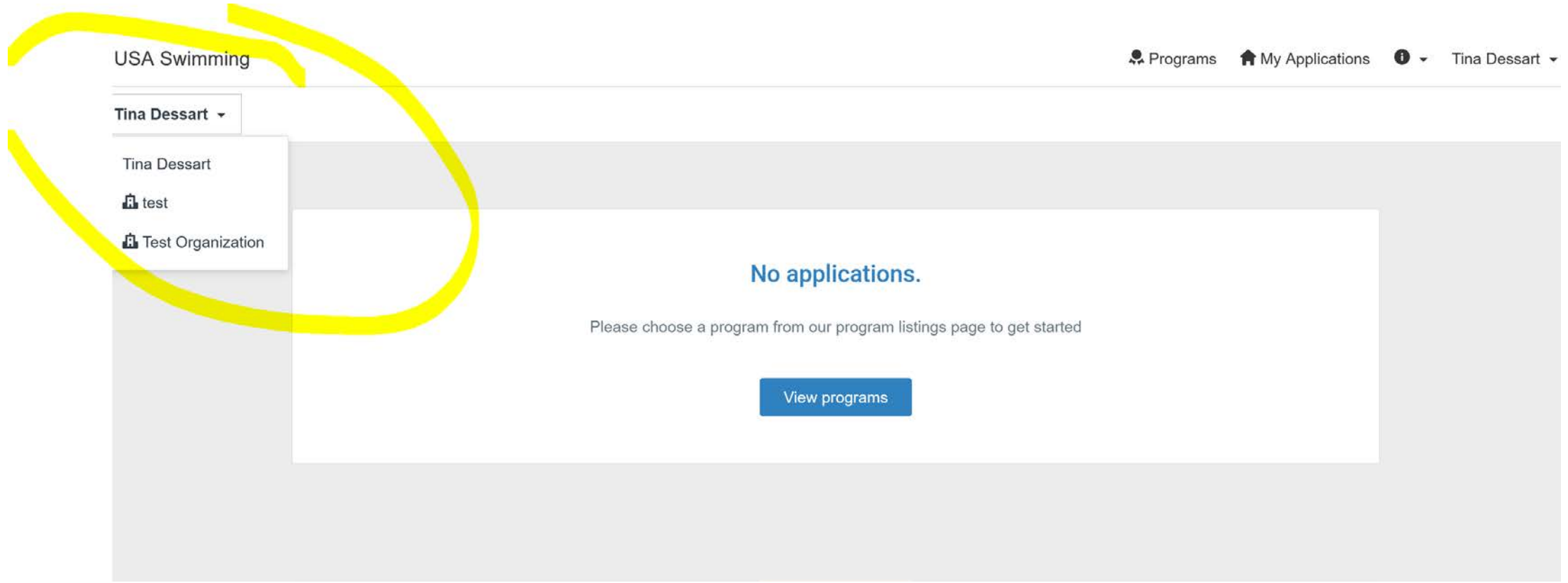
Welcome!

You have successfully registered for a SurveyMonkey Apply account for USA Swimming

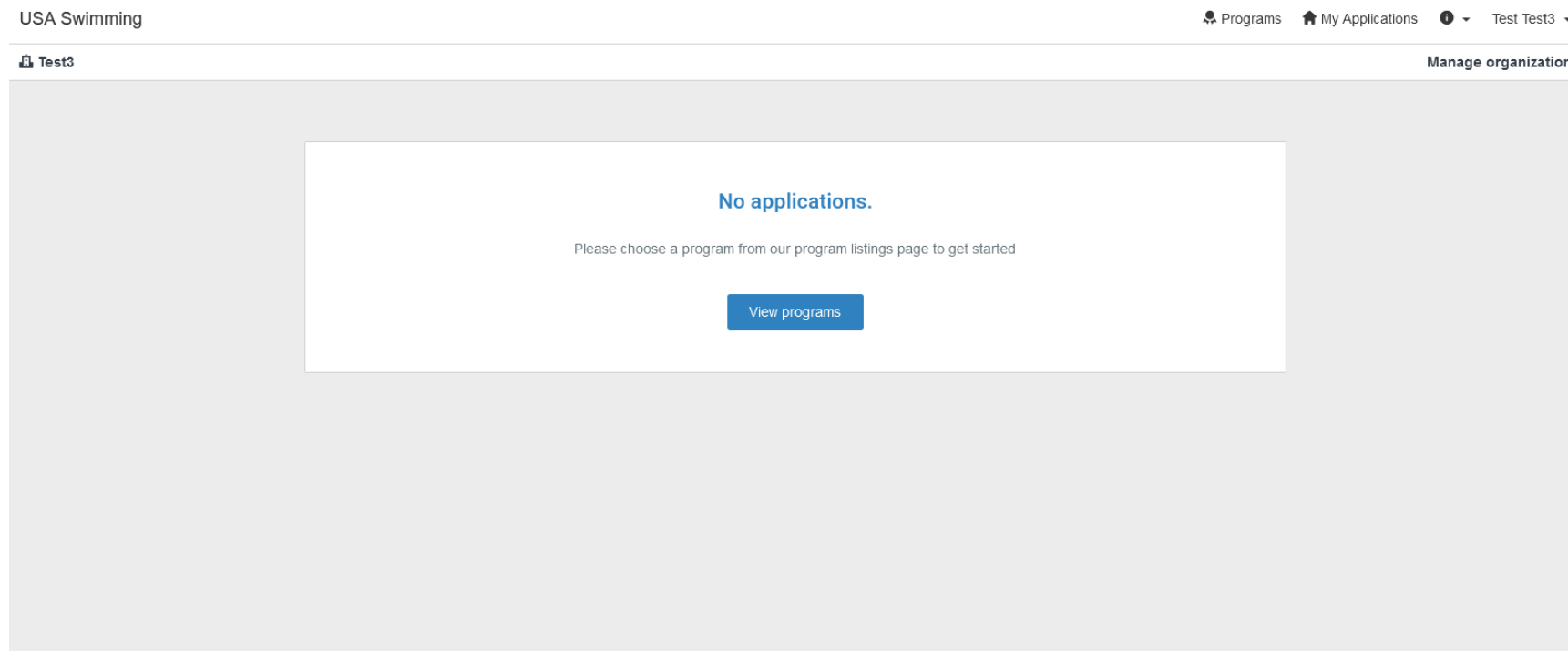
We've sent a confirmation link to your email. You won't be able to submit applications or complete certain tasks until your email address has been verified.

[Continue to site](#)


If you have multiple organizations assigned to you, you will need to select the organization you want to represent on the left-side of the screen using the arrow by your name



- After completing the email verification process, you will then see this screen upon login; future screens will show your application history



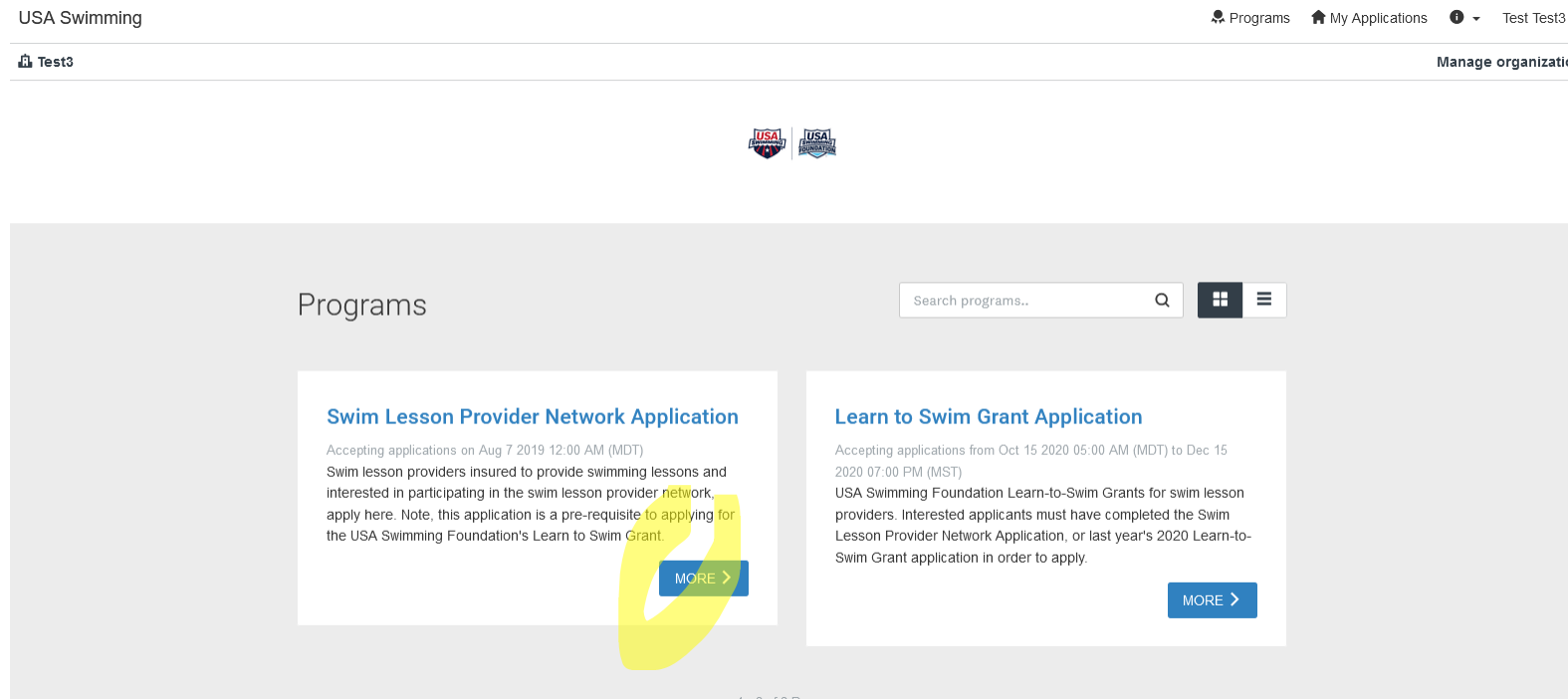
Select "Programs" in the top right corner of your screen



USA Swimming

Test Organization ▾ Programs My Applications MASinfo Test ▾ Manage organization

Select the program you wish to apply for by clicking “more”



The screenshot shows the USA Swimming website interface. At the top, there is a navigation bar with 'USA Swimming' on the left and 'Programs', 'My Applications', and 'Test Test3' on the right. Below this is a sub-header with 'Test3' and 'Manage organization'. The main content area is titled 'Programs' and features a search bar with the text 'Search programs..'. Below the search bar, there are two program cards. The first card is titled 'Swim Lesson Provider Network Application' and includes a 'MORE >' button. The second card is titled 'Learn to Swim Grant Application' and also includes a 'MORE >' button. A yellow hand icon is overlaid on the 'MORE >' button of the first card, pointing to it. At the bottom of the page, there is a small footer that reads '1 of 2 Programs'.

USA Swimming

Programs My Applications Test Test3

Test3 Manage organization

USA Swimming USA Swimming

Programs

Search programs..

Swim Lesson Provider Network Application

Accepting applications on Aug 7 2019 12:00 AM (MDT)
Swim lesson providers insured to provide swimming lessons and interested in participating in the swim lesson provider network, apply here. Note, this application is a pre-requisite to applying for the USA Swimming Foundation's Learn to Swim Grant.

MORE >

Learn to Swim Grant Application

Accepting applications from Oct 15 2020 05:00 AM (MDT) to Dec 15 2020 07:00 PM (MST)
USA Swimming Foundation Learn-to-Swim Grants for swim lesson providers. Interested applicants must have completed the Swim Lesson Provider Network Application, or last year's 2020 Learn-to-Swim Grant application in order to apply.


MORE >

1 of 2 Programs

Select “Apply”

USA Swimming Programs My Applications Test Test3

Test3 Manage organization



Swim Lesson Provider Network Application

USA Swimming and the USA Swimming Foundation aim to provide the opportunity for **every child** in America to learn to swim. Through partnerships with learn-to-swim providers, USA Swimming and the USA Swimming Foundation help strengthen aquatic programs and provide financial support for children to learn the lifesaving gift of swimming.

USA Swimming strongly recommends swim lesson providers who meet or exceed industry best practices, who go above and beyond to provide a safe environment and facility by using trained and certified instructors and lifeguards, a low student to teacher ratio, and industry best practices to empower children with the life saving skill of swimming.

To become a part of the swim lesson provider network, and work with us to *save lives*, apply here. In doing so, programs become eligible for the following benefits and more:

- Utilization of the USA Swimming Foundation's name and branding to drive awareness to your learn-to-swim and aquatic programs
- Premier listing on USA Swimming's Swim Lesson/Team Finder featured on the USA Swimming website: <https://www.usaswimming.org/finder>

[APPLY](#)

Opens
Aug 7 2019 12:00 AM (MDT)

Categories
LTS

Begin the application process by clicking on the task under “Your tasks”

The screenshot displays the USA Swimming application interface. At the top left, it says "USA Swimming". On the top right, there are navigation links for "Programs", "My Applications", and a user profile for "Test Test3". Below the header, the user's name "Test3" is shown on the left and "Manage organization" on the right.

The main content area is divided into two columns. The left column shows a progress indicator "0 of 1 tasks complete" with a progress bar, the text "Last edited: Oct 6 2020 11:13 AM (MDT)", and two buttons labeled "REVIEW" and "SUBMIT". Below this is a user profile for "Test Test3" with the email "tdezz2@comcast.net" and a "View & edit" link, followed by a blue button labeled "Add Member or Team".

The right column features a card for "Swim Lesson Provider Network..." with a "Preview" link and a three-dot menu. Below the card are tabs for "APPLICATION" (which is selected) and "ACTIVITY". Underneath the tabs is a section titled "Your tasks" containing a single task: "Swim Lesson Provider and Water Safety Network Application Form". This task is highlighted with a yellow circle and a yellow arrow pointing to it.

Answer the questions and follow the blue prompts at the bottom of the screen

The screenshot displays the USA Swimming application interface. At the top, the header includes "USA Swimming" on the left and navigation links for "Programs", "My Applications", and "Test Test3" on the right. Below the header, the user is identified as "Test3" and the page is titled "Manage organization".

The main content area is divided into two panels. The left panel, titled "Back to application", shows a task list for "Swim Lesson Provider and Water Safety Network Application Form". It indicates that 0 of 1 tasks are complete and shows the last edited date as "Oct 6 2020 11:13 AM (MDT)". At the bottom of this panel are "REVIEW" and "SUBMIT" buttons.

The right panel displays the application form. The title is "Swim Lesson Provider and Water Safety Network Application Form". The form content includes the question "Is your program insured to provide swim lessons?*" with a dropdown menu below it. At the bottom of the form are two buttons: "SAVE & CONTINUE EDITING" and "NEXT". A yellow arrow points to the "NEXT" button.

Task Complete, Submit Application

Once you have completed all tasks for an application, you MUST click “Submit” on the left-hand side of the screen for the application to be fully submitted

The screenshot displays a web application interface with a top navigation bar containing "Test3" on the left and "Manage organization" on the right. The main content area is divided into two panels. The left panel shows a task list with a progress indicator: "1 of 1 tasks complete". The task "Swim Lesson Provider and Water Safety Network Application Form" is marked as complete with a green checkmark. Below the task list, a "SUBMIT" button is highlighted with a yellow circle. The right panel shows the details of the application form, including the title "Swim Lesson Provider and Water Safety Network Application Form", the completion date "Completed Oct 6 2020 11:42 AM (MDT)", and the form content. The form includes a question "Is your program insured to provide swim lessons? *" with a "Yes" response, a "Name of Organization (listed on W9): *" field with the value "test", and a section for uploading a completed and signed W9 form. The bottom of the right panel features "VIEW FULL SCREEN" and "DOWNLOAD" buttons, along with file information: "File type: pdf Size: 181.9 kB".

Additional Information:

- You may save your work to finish later
- Make sure you are logged in under the organization
 - Select the organization under your name on the left-hand side of your screen if needed)
- If needed, select “My Applications” in the righthand corner of the screen to access your existing applications
- Click continue

The screenshot shows a web application interface with several key elements highlighted by yellow callouts:

- Organization dropdown if needed:** A yellow callout points to the "USA Swimming" header and a "Test3" dropdown menu on the left side of the page.
- My applications, if needed:** A yellow callout points to the "My Applications" link in the top right navigation bar.
- Application Card:** A yellow callout points to a card titled "Swim Lesson Provider Network Application" with ID "000000106". The card shows "0 of 1 tasks complete" and a prominent green "CONTINUE" button. Below the button, it says "Last edited: Oct 6 2020 11:15 AM (MDT)".

The interface also includes a "Manage organization" link in the top right, a "Test3" dropdown menu, and a "All Applications" header with a filter icon.

Fully Submitted Application

- Once an application has been fully submitted you will see a green checkmark and “Submitted” on the left-hand side of your screen.
- A pop-up confirmation and email will be generated upon successful submission
- Real-time application status updates can also be found in this space.

Swim Lesson Provider Network App...
0000000014
ID: 0000000014 | Status: Application approved

Submitted
Submitted on: Jan 16 2020 06:10 PM (UTC)

0 of 0 tasks complete

Swim Lesson Provider Form
Completed Jan 16 2020 06:10 PM (UTC)

Swim Lesson Provider and
Page 1
Is your program insured to provide?
Yes




Page 2
Swim Lesson Provider
Name of Organization (listed on)

Help Button: located in the top right corner indicated by an enclosed “i”

SA Swimming

Programs My Applications Tina Dess

Test Organization ▾

- Questions about a program or information on this site?  [Manage organiza](#)
- [Need help with using SurveyMonkey Apply?](#) 
[Check out the FAQ](#)
- Having technical issues with this site?** 
Fill in a support request form

All Applications ▾

...

...



Organizational team members

- USA Swimming staff does not have access to passwords (please save and/or use the “forgot password” function on the site login page)
- USA Swimming staff does not have the ability to transfer, add or edit organizational team members or their roles for an organization. Please add at least one additional team member to the organizational profile who has administrative privileges should there be a staffing change (see images provided).

Manage Organization/Add Member

- To manage the organizational information, click Manage Organization in the top right-hand corner of the screen, and select the “Profile” tab.
- To add Members, select the “Members” tab and click “Add Member”
- New members will automatically be sent a notification with an email verification link

The screenshot displays the USA Swimming management interface. At the top left, it says "USA Swimming". On the top right, there are navigation links for "Programs", "My Applications", and a dropdown menu for "Test Test3". Below this, there is a "Test3" header with a "Manage organization" button highlighted in yellow. The main content area has tabs for "Profile", "Members", and "Teams". The "Members" tab is active, showing a table of members. An "Add member" button is highlighted in yellow. Below the table, there is a pagination control showing "Page: 1 (1 - 1 of 1)" and a dropdown menu set to "25".

<input type="checkbox"/>	Name	Email	Role	Teams	Last login	Signup date	Active
<input type="checkbox"/>	TT Test Test3	tdezz2@comcast.net	Primary administrator		Today	Today	✓

City: Colorado Springs
Country: United States of America
Tax country: USA - EIN Number
Tax number: 12-3456778
Organization phone number:
Organization email:
Website:

Primary organization administrator

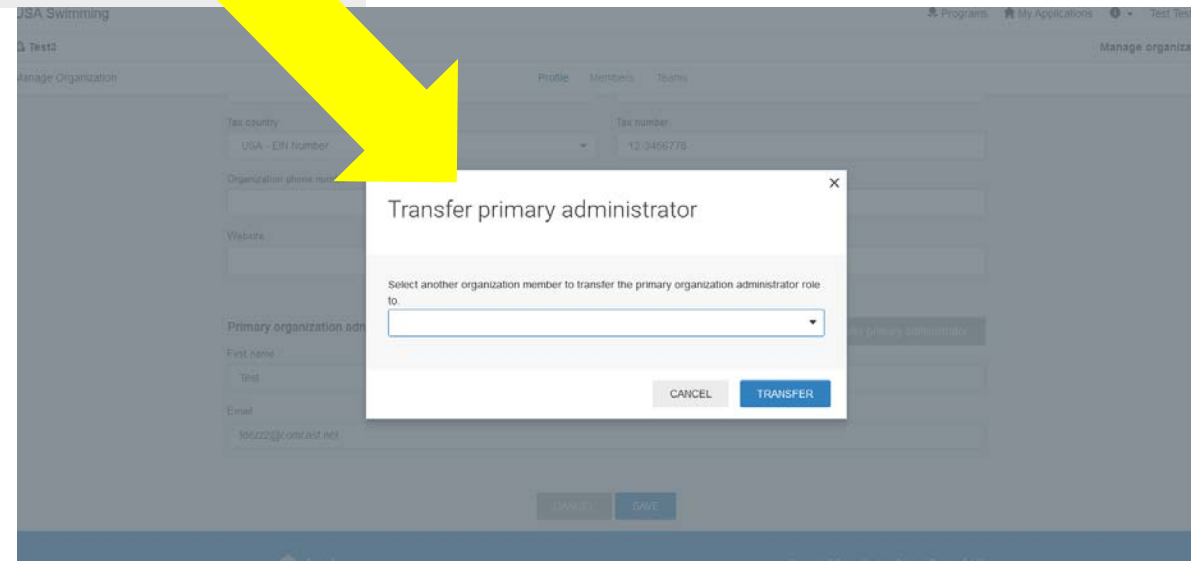
First name: Test
Last name: Test3
Email: tdezz2@comcast.net

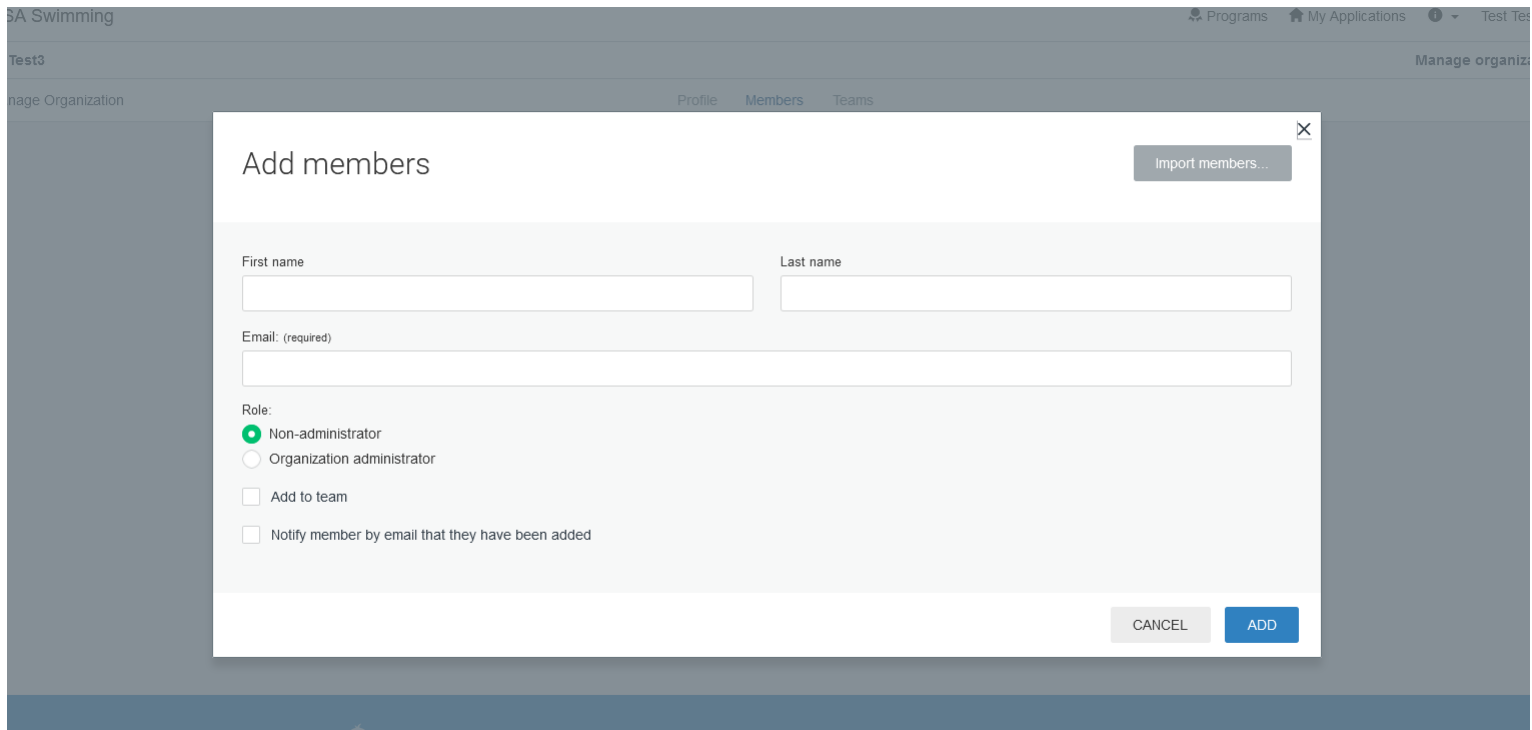
CANCEL SAVE

Transfer primary administrator

Organizational Profile screen

Should you need to transfer the administrative role, simply select "Transfer primary administrator"; Reminder, USA Swimming staff does not have access to this option





Add Members screen

Completed process

